







**PRINT TEMPLATE**

Product Folded Postcard  
Size 15x7 >> 5x7 (tri, 2 tab) (WxH)  
Style Tri Fold Direct mail

-  **BORDER THICKNESS** - Must be atleast 3/8" from the bleed line to insure your border won't be cut off when printed.
-  **SAFE AREA** - Keep all text within this line.
-  **FINISHED SIZE** - This is where the product will be cut to size.
-  **BLEEDS** - Create a 1/8 inch bleed area to make sure that the ink goes to the edge of the finished size. Extend artwork/graphics to the edge of template.

THIS FLAP FOLDS FIRST  
OUTSIDE PANEL

FOLD LINE

TAB

1234 Return Address  
Santa Clara, CA 95050

TAB

PERMIT #  
GOES HERE  
1.25" x 1.25"  
CLEAR AREA

Click below for indicia info  
http://www.printpapa.com/faq/#455

ARTWORK  
ORIENTATION

OUTSIDE PANEL

**TOTAL SIZE 4" X 2.5"**

Printing in this area is not allowed.  
Reserved for Addressing/Postal mailing purposes.

FOLD LINE

THIS FLAP FOLDS SECOND  
OUTSIDE PANEL

TAB

TAB



**PRINT TEMPLATE**

Product Folded Postcard  
Size 15x7 >> 5x7 (tri, 2 tab) (WxH)  
Style Tri Fold Direct mail



← **BORDER THICKNESS** - Must be atleast 3/8" from the bleed line to insure your border won't be cut off when printed.

← **SAFE AREA** - Keep all text within this line.

← **FINISHED SIZE** - This is where the product will be cut to size.

← **BLEEDS** - Create a 1/8 inch bleed area to make sure that the ink goes to the edge of the finished size. Extend artwork/graphics to the edge of template.

FOLD LINE

FOLD LINE

**LEFT  
INSIDE PANEL**

**CENTER  
INSIDE PANEL**

**RIGHT  
INSIDE PANEL**